

# Crown Bowling Green

Date: 02-03-2006

Designer: Highlights Floodlighting Ltd

Description: 8 Philips Optivision 2000w Luminaires  
mounted on 4 lighting columns 10m high

Area Size 40m x 40m

The nominal values shown in this report are the result of precision calculations, based upon precisely positioned luminaires in a fixed relationship to each other and to the area under examination. In practice the values may vary due to tolerances on luminaires, luminaire positioning, reflection properties and electrical supply.

## Highlights Floodlighting Ltd

Newbury House  
1 London Road  
Luton  
Bedfordshire  
LU1 3UE  
Telephone: 01582 730729  
Fax: 01582 726658  
Mobile Phone: 07885 672722  
E-Mail: [schemes@highlights.co.uk](mailto:schemes@highlights.co.uk)

---

## Table of Contents

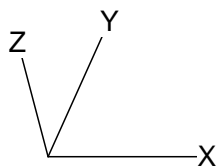
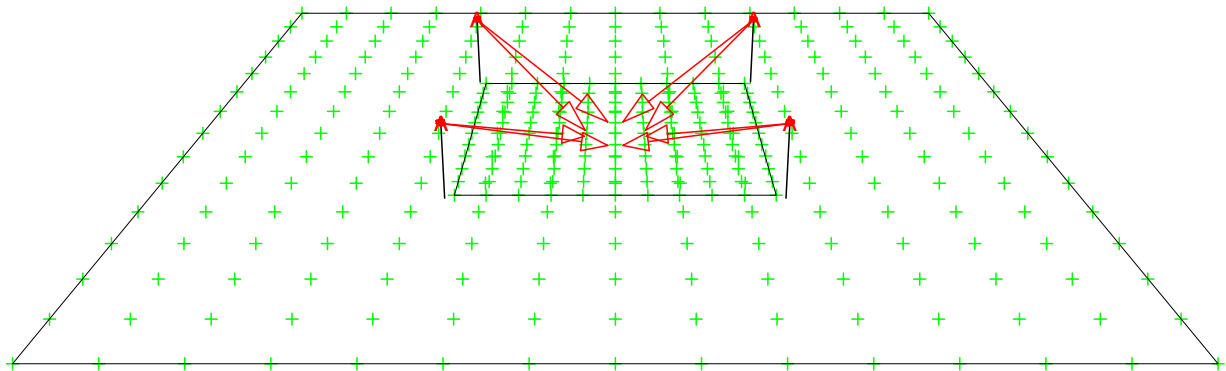
---

<b>1.</b>	<b>Project Description</b>	<b>3</b>
1.1	3-D Project Overview	3
<b>2.</b>	<b>Summary</b>	<b>4</b>
2.1	General Information	4
2.2	Project Luminaires	4
2.3	Calculation Results	4
<b>3.</b>	<b>Calculation Results</b>	<b>5</b>
3.1	Crown Bowling Green: Graphical Table	5
3.2	Crown Bowling Green: Iso Contour	6
3.3	Spillage: Graphical Table	7
3.4	Spillage: Iso Contour	8
<b>4.</b>	<b>Luminaire Details</b>	<b>9</b>
4.1	Project Luminaires	9
<b>5.</b>	<b>Installation Data</b>	<b>10</b>
5.1	Legends	10
5.2	Luminaire Positioning and Orientation	10

# 1. Project Description

## 1.1 3-D Project Overview

---



A  MVP507 WB

## 2. Summary

### 2.1 General Information

---

The overall maintenance factor used for this project is 0.80.

### 2.2 Project Luminaires

---

Code	Qty	Luminaire Type	Lamp Type	Power (W)	Flux (lm)
A	8	MVP507 WB	1 * MHN-LA2000W/842	2100.0	1 * 220000

The total installed power: 16.80 (kWatt)

Number of Luminaires Per Arrangement:

Arrangement	Luminaire Code	Power (kWatt)
Corner Columns	A 8	16.80

### 2.3 Calculation Results

---

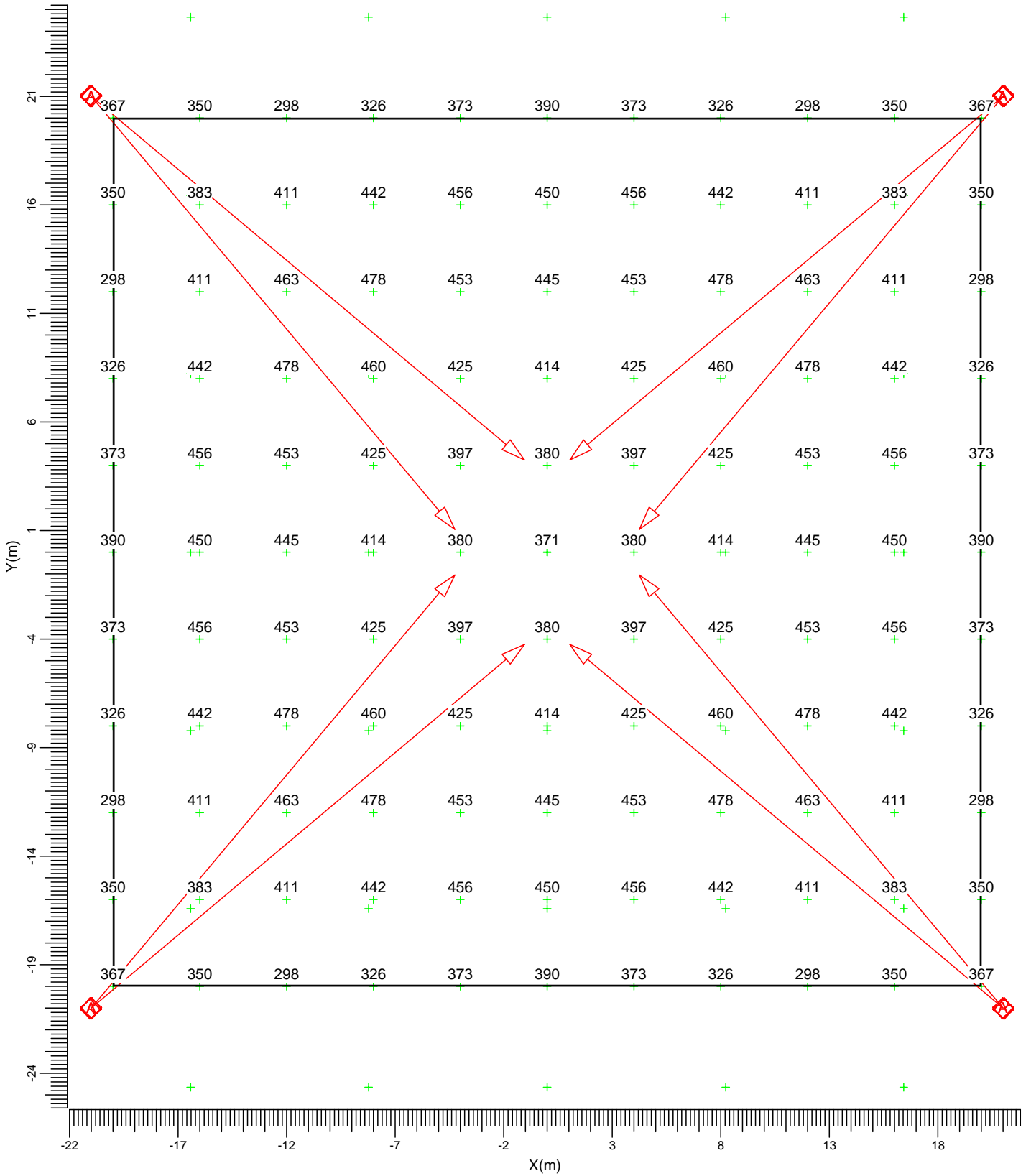
(II)luminance Calculations:

Calculation	Type	Unit	Ave	Min/Ave	Min/Max
Crown Bowling Green	Surface Illuminance	lux	405	0.74	0.62
Spillage	Surface Illuminance	lux			

### 3. Calculation Results

#### 3.1 Crown Bowling Green: Graphical Table

Grid : Crown Bowling Green at Z = 0.00 m  
Calculation : Surface Illuminance (lux)



A MVP507 WB

Average  
405

Min/Ave  
0.74

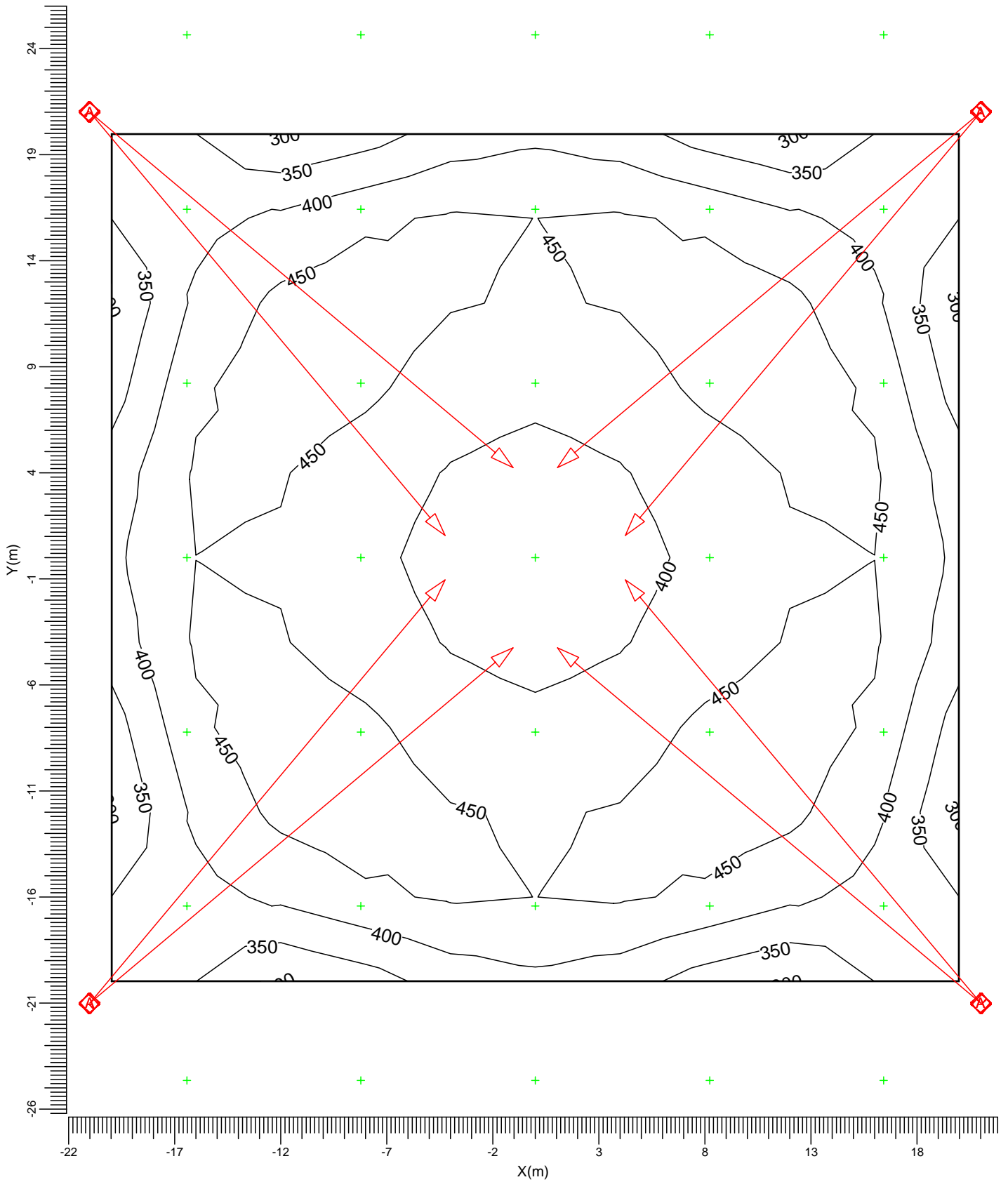
Min/Max  
0.62

Project maintenance factor  
0.80

Scale  
1:250

### 3.2 Crown Bowling Green: Iso Contour

Grid : Crown Bowling Green at Z = 0.00 m  
Calculation : Surface Illuminance (lux)



A  MVP507 WB

Average  
405

Min/Ave  
0.74

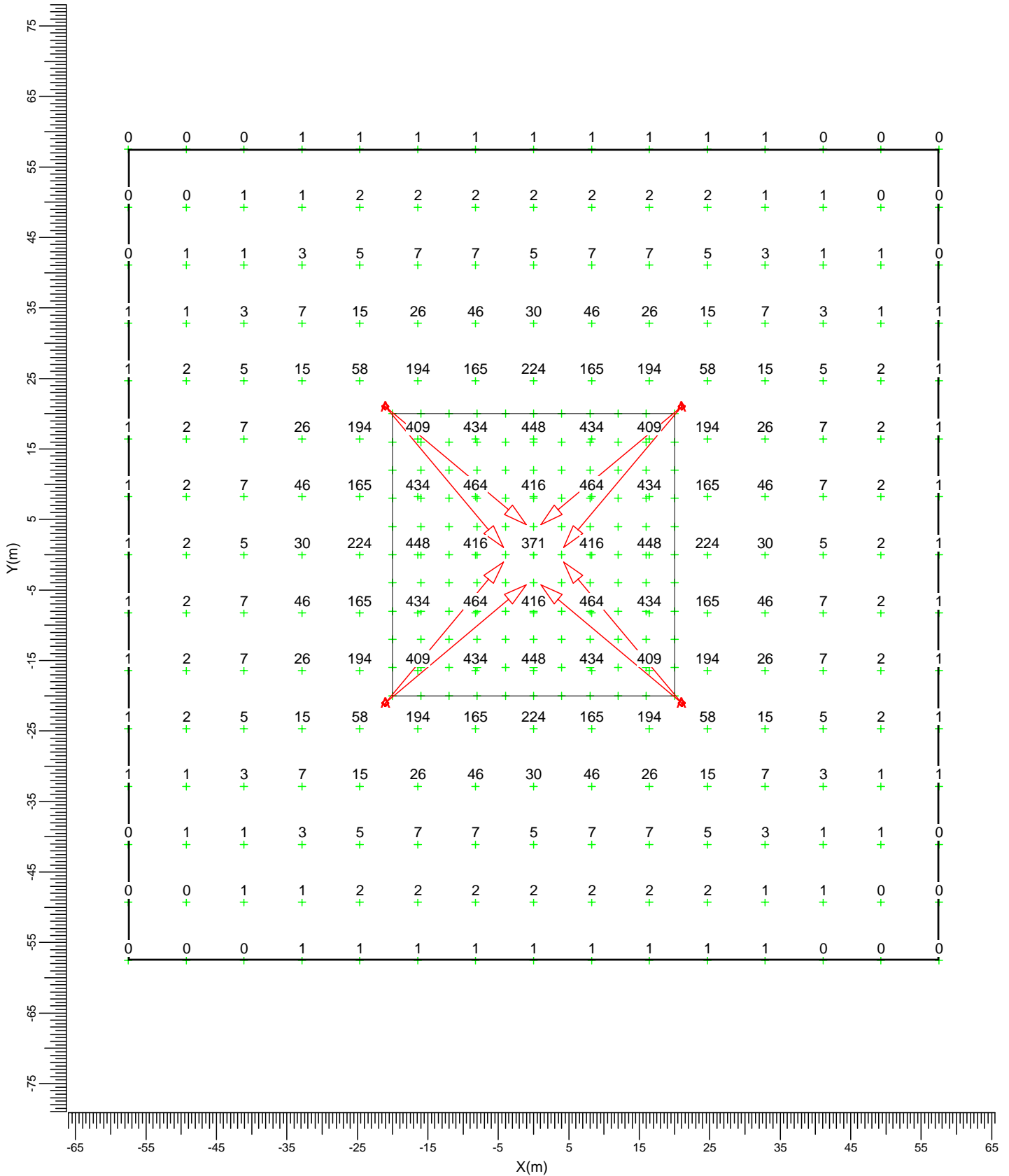
Min/Max  
0.62

Project maintenance factor  
0.80

Scale  
1:250

### 3.3 Spillage: Graphical Table

Grid : Spillage at Z = 0.00 m  
Calculation : Surface Illuminance (lux)



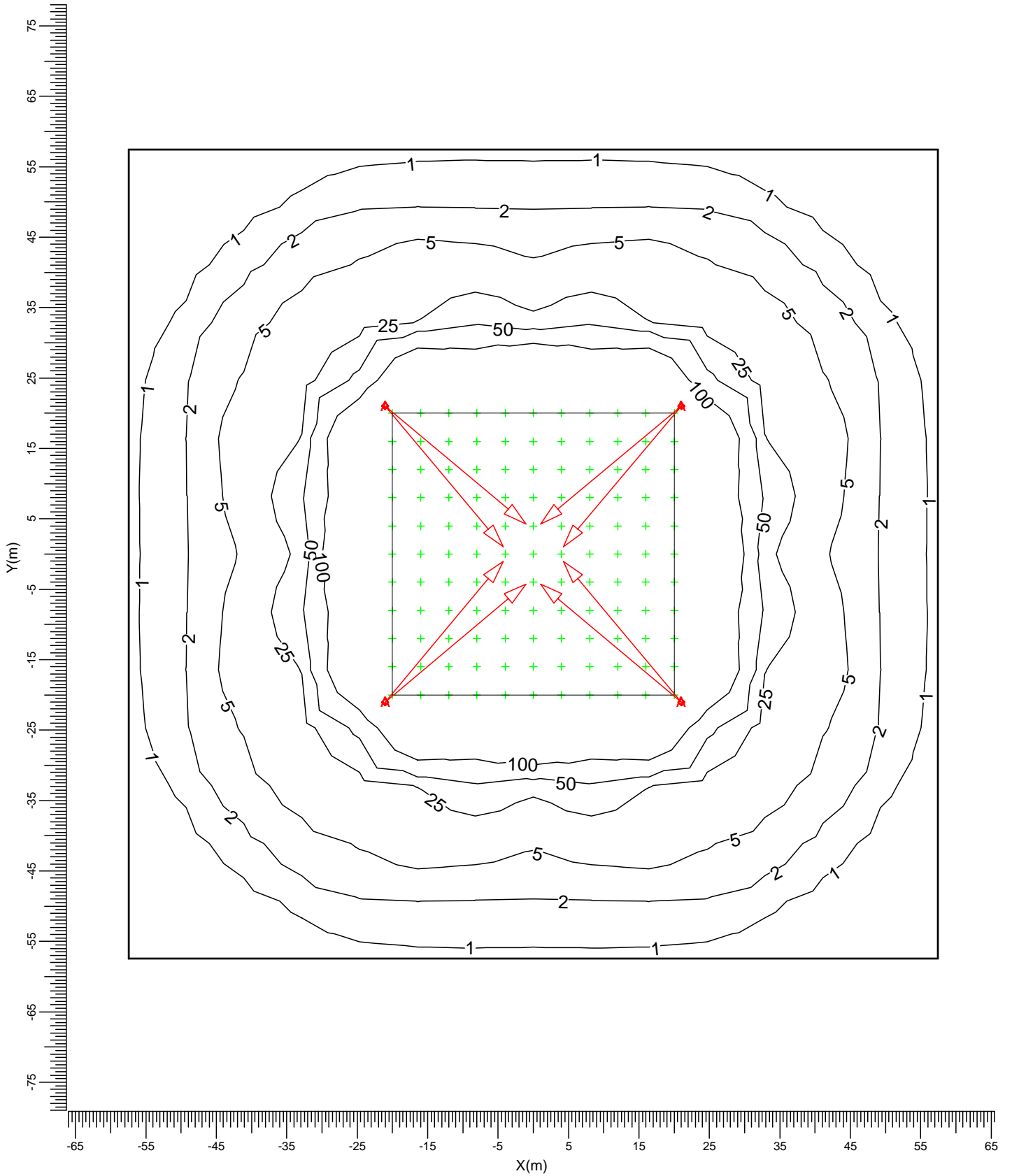
A MVP507 WB

Project maintenance factor  
0.80

Scale  
1:750

### 3.4 Spillage: Iso Contour

Grid : Spillage at Z = 0.00 m  
Calculation : Surface Illuminance (lux)



A  MVP507 WB

Project maintenance factor  
0.80

Scale  
1:750

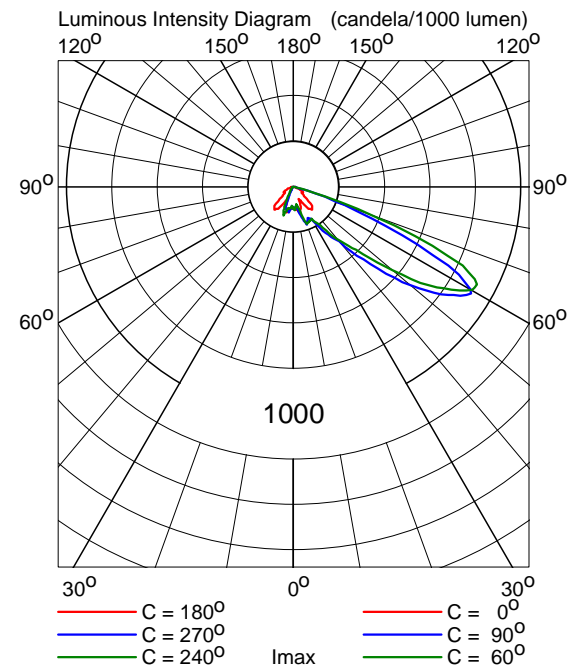
## 4. Luminaire Details

### 4.1 Project Luminaires

MVP507 WB 1xMHN-LA2000W/842



Light output ratios	
DLOR	: 0.80
ULOR	: 0.00
TLOR	: 0.80
Ballast	: Standard
Lamp flux	: 220000 lm
Luminaire wattage	: 2100.0 W
Measurement code	: LVMA107700



## 5. Installation Data

### 5.1 Legends

---

Project Luminaires:

Code	Qty	Luminaire Type	Lamp Type	Flux (lm)
A	8	MVP507 WB	1 * MHN-LA2000W/842	1 * 220000

### 5.2 Luminaire Positioning and Orientation

---

Qty and Code	Position			Aiming Points			Aiming Angles		
	X (m)	Y (m)	Z (m)	X (m)	Y (m)	Z (m)	Rot.	Tilt90	Tilt0
1 * A	-21.00	-21.00	10.00	-4.25	-1.04	0.00	50.0	69.0	0.0
1 * A	-21.00	-21.00	10.00	-1.04	-4.25	0.00	40.0	69.0	0.0
1 * A	-21.00	21.00	10.00	-4.25	1.04	0.00	-50.0	69.0	0.0
1 * A	-21.00	21.00	10.00	-1.04	4.25	0.00	-40.0	69.0	0.0
1 * A	21.00	-21.00	10.00	4.25	-1.04	0.00	130.0	69.0	0.0
1 * A	21.00	-21.00	10.00	1.04	-4.25	0.00	140.0	69.0	0.0
1 * A	21.00	21.00	10.00	4.25	1.04	0.00	-130.0	69.0	0.0
1 * A	21.00	21.00	10.00	1.04	4.25	0.00	-140.0	69.0	0.0